



Gender and Human Development

A Glance at the Situation in
Yemen and Sénégal

September 2002



Study Team

Sabine Adotévi

Stein Opdahl

Khalid Abdul Al-Saud

Esther Palacio-Blasco

Anna Majelantle

Ram Kumar Shretha

Saad Allam

Guy Nantel

The Study Process

- Identification of a team coordinator
- Review of tasks at hand
- Overview of principle data available
- Discussion of the approach and distribution of responsibilities
- Yemen and Sénégal information research, analysis and reporting
- Powerpoint presentation preparation

Senegal NHDR Production Process



- Initiated by UNDP and the Government
- Directed by a representative Steering Committee
- Written by an independent team (specialist on gender and HD)
- Monitored by the HD-forum (with contributions to the main axes)
- Peer review group (specialist in the region)

Yemen NHDR Production Process



- Directed by a Selection Committee (Government and UNDP)
- 50% of the selected are women
- Written by an independent team (specialist on gender and HD)
- None of the contributors/authors of the report are from the government or the UNDP

Objective of the reports

To help Sénégal and Yemen achieve:

- international gender commitments
- improve gender equality



Target audience



- Policy and decision makers
- NGOs and CSOs working on gender issues
- All development actors (mainstreaming tool)

Dissemination and Advocacy



- Broad dissemination (central and local government, civil society, private sector, UN system, research institutions, donors...)
- Major mediatic launch (high-level government representation)
- Translation into wolof and peul for Senegal

Human Development Concept




- A process of expanding the real freedoms that people enjoy;
- The promotion and expansion of valuable capabilities;
- HD is about people, expanding their choices to lead the lives they value. This requires the building of human capabilities...

Gender in Human Development



- Gender relates to inequity between females and males in education, health, employment and empowerment.
- Inequity in gender in Yemen and Sénégal represents an impediment to human development by limiting the contribution of women to the development effort.
- Gender equity in these countries must be integrated into all plans and programmes of the development process.

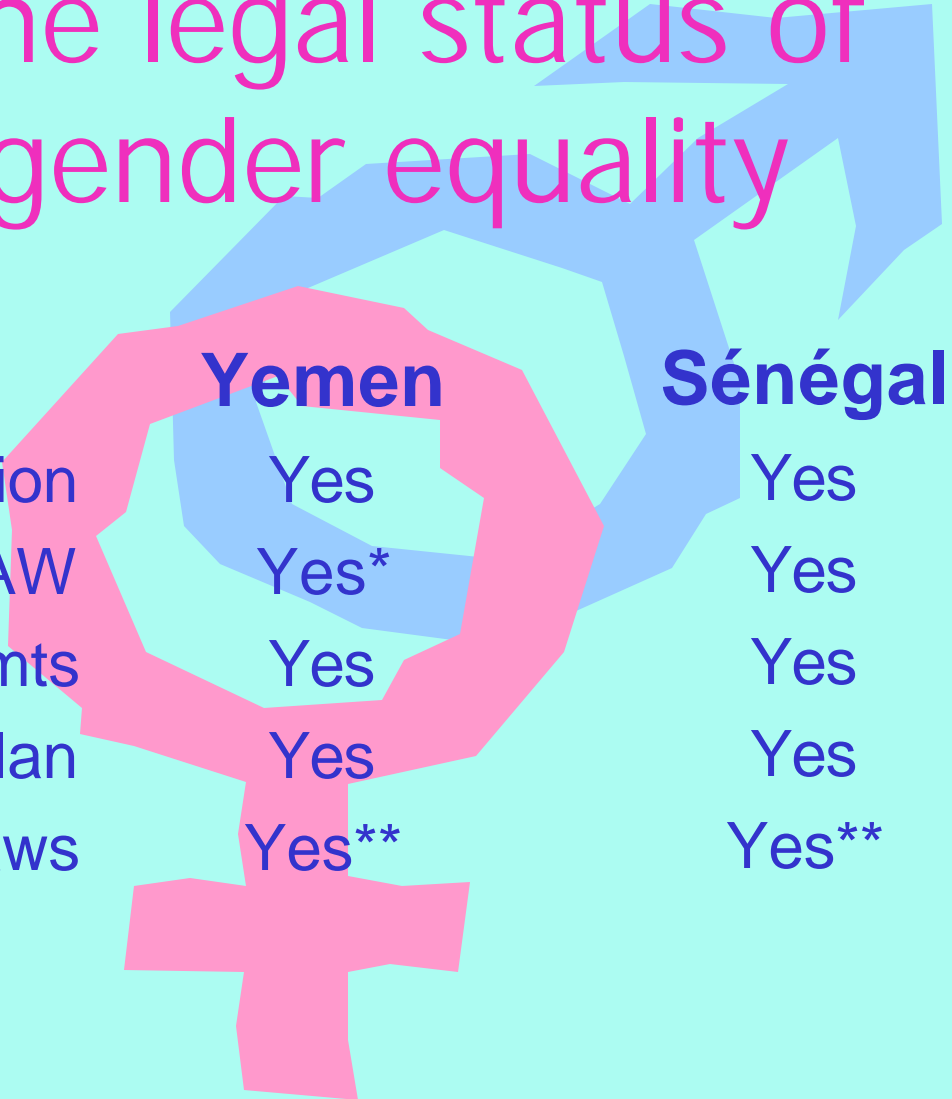
Country Profile



	Yemen	Sénégal
Region	Mid East	W Africa
Religion	Muslim	Muslim
Pol. system	Democratic	Democratic
Population	18.3 m	9.4 m
Pop. Growth (%)	3.34	2.7
Pop. Urban (%)	24.7	47.4
Pop. Rural (%)	75.3	52.6
Women (%)	49	52

Cont'd...

The legal status of gender equality




	Yemen	Sénégal
Constitution	Yes	Yes
CEDAW	Yes*	Yes
Ratif. of Int'l Agrmts	Yes	Yes
Beijing Action Plan	Yes	Yes
Gender-spec. laws	Yes**	Yes**

* Ratified with exceptions

** Some exceptions for traditional customs

The present situation on gender equality

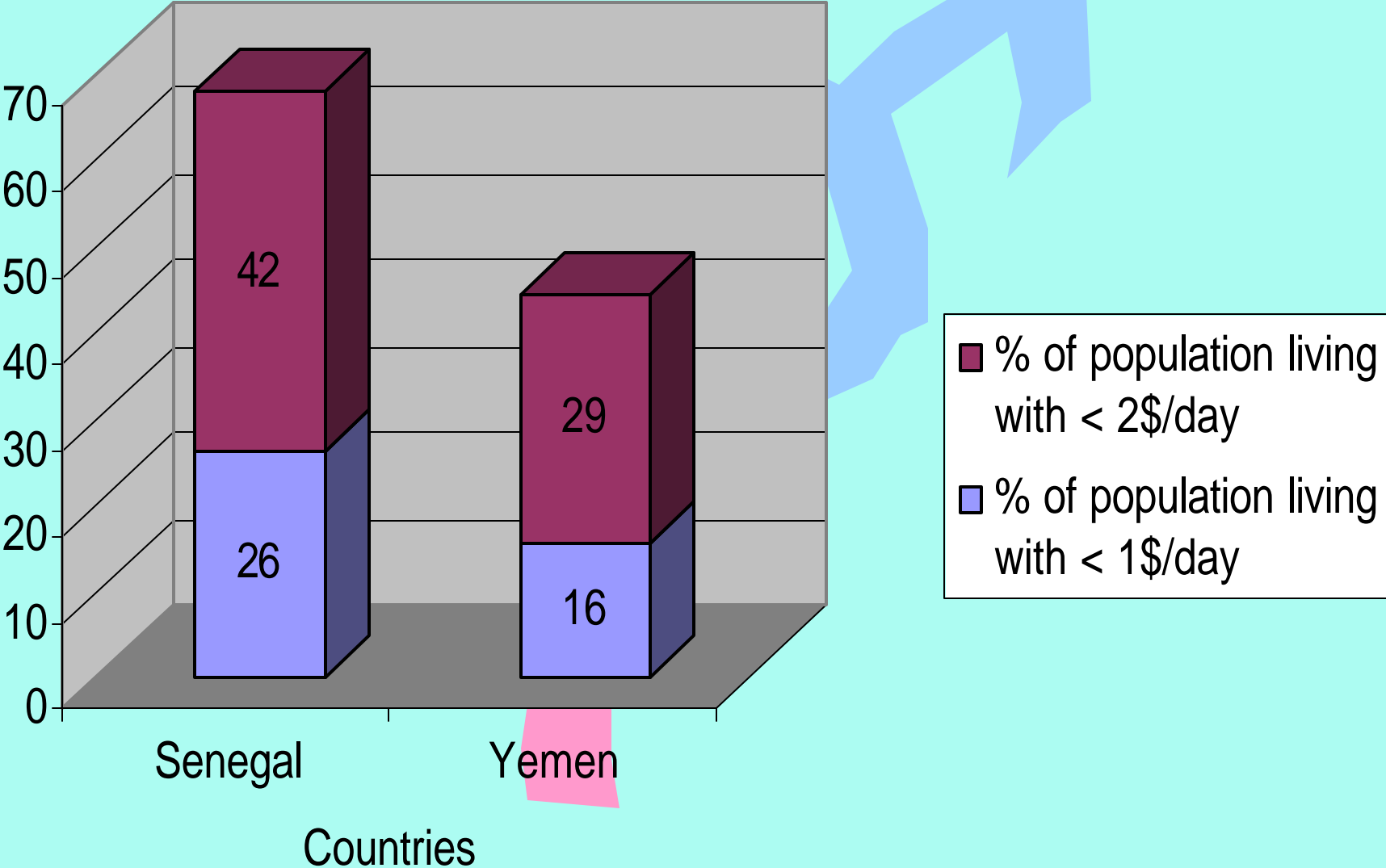


	Yemen	Sénégal
Equal social status	Limited	Limited
Parliamentarians	0.7	12.8
Ministerial positions	0	15.6
Econo. Particip. (%)	11	61.6
Income level (% men)	29.3	55
Literacy ratio, (w/m)	37.4	58.4

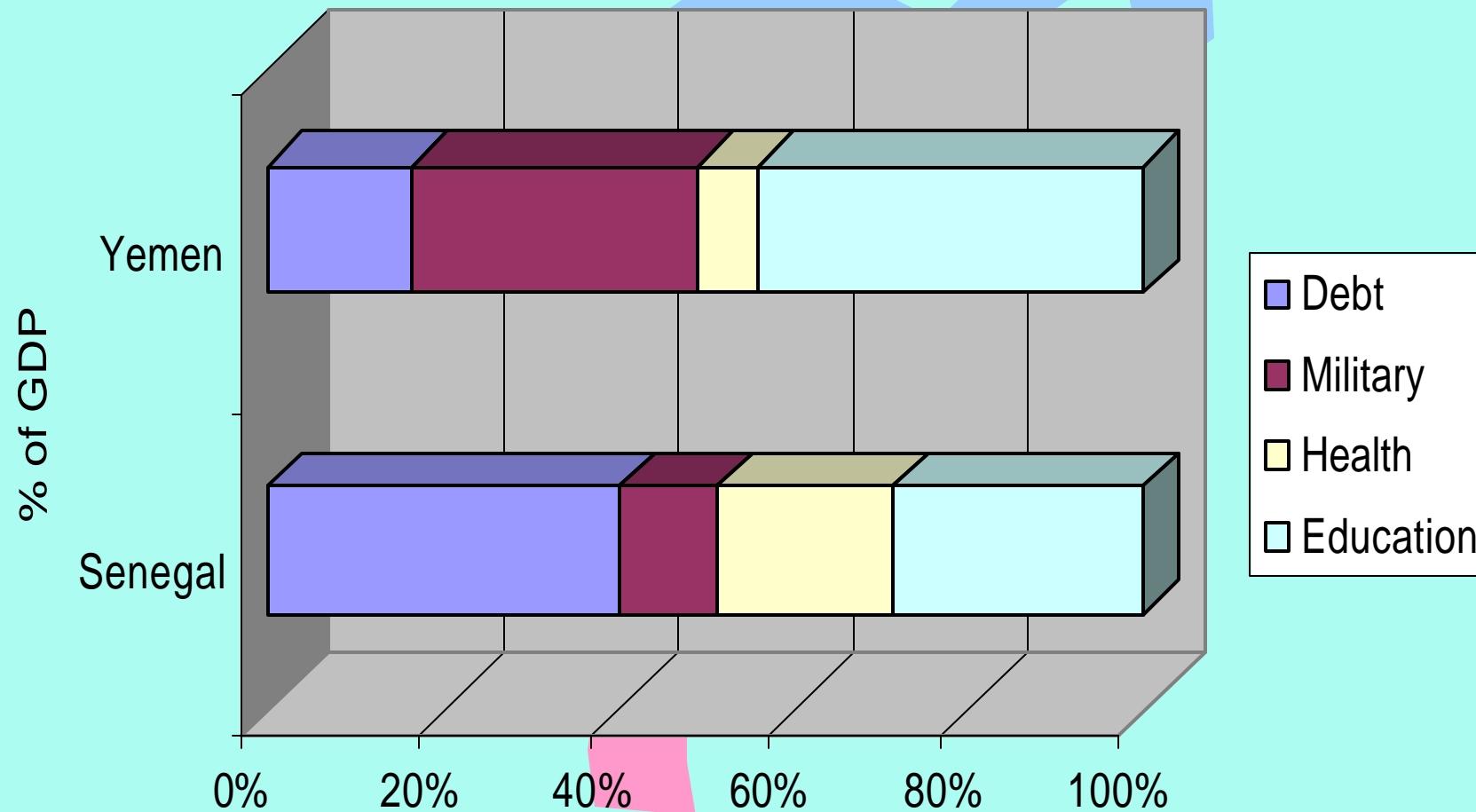
Summary of the economic information

- Yemen has a population growth of 3.4% vs Sénégal at 2.7%.
- Yemen has had higher economic growth than Sénégal (2.3 vs 0.9 over 10 y).
- Yemen has spent nearly twice (7%) the amount of Sénégal (3.7%) in education, as % of GDP.
- Yemen has 45.2% of its population living with <\$2/day, Sénégal has 67.8%.

Percentage of population living with <2\$ per day



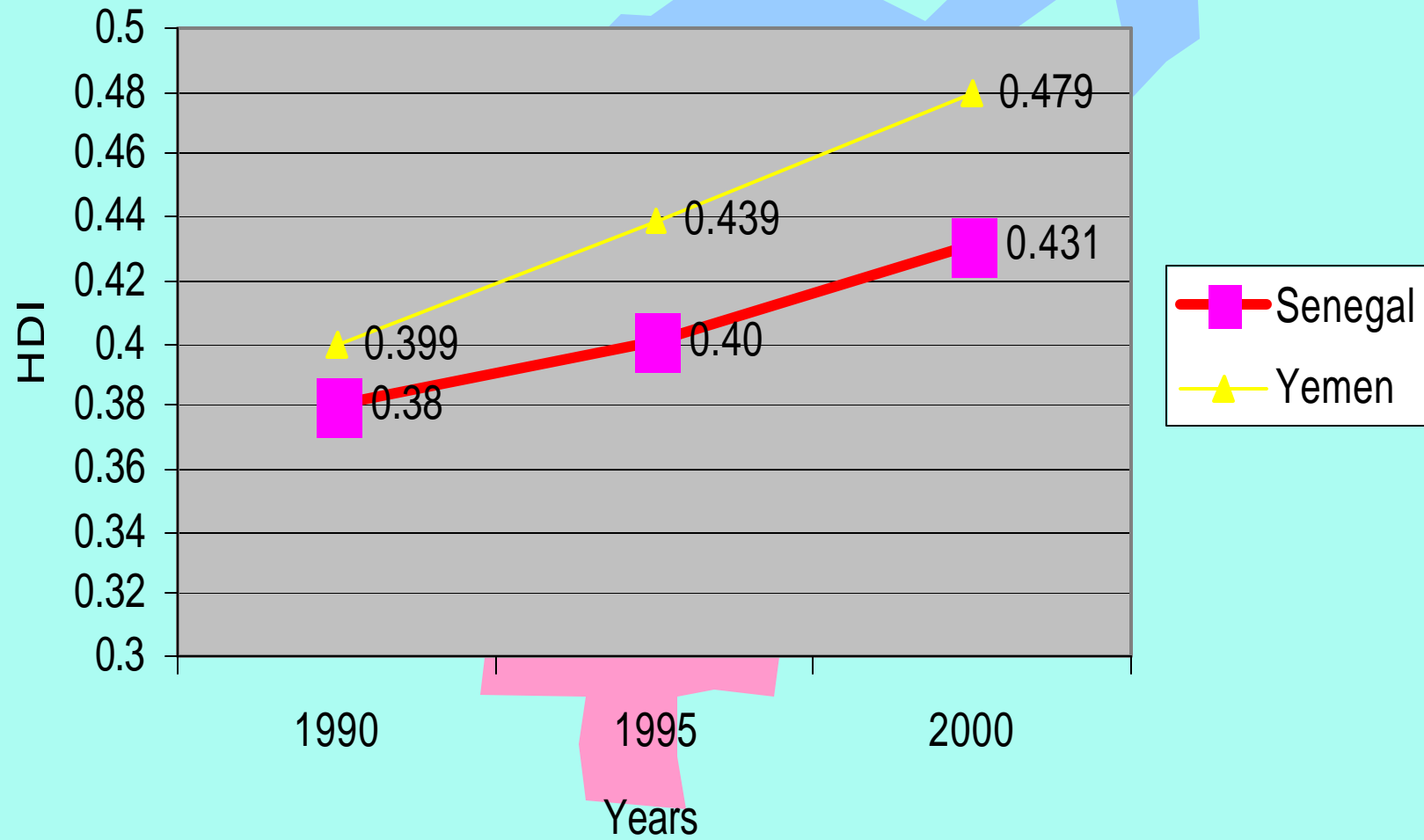
Allocation in government expenditures in % of GDP



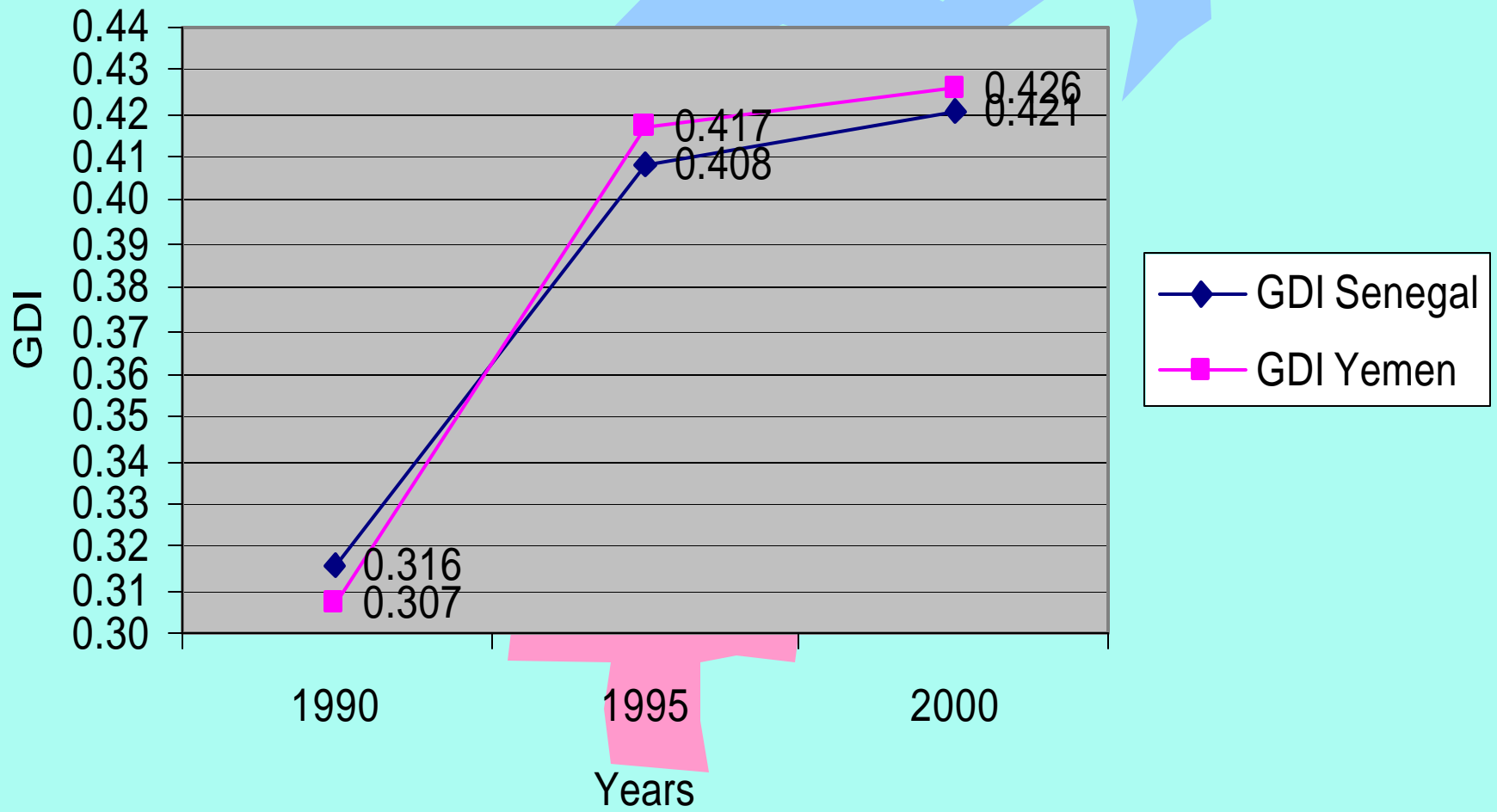
Summary information of human development

- Yemen achieved a 20% increase in HDI, Sénégal 13% over 10 years.
- Yemen reduced poverty by 15%, Sénégal by 9% over 10 years.
- Both countries rank as least developed countries (Y=144 and S=154).
- The low ranking is mainly due to literacy deficits (Y=46.3 and S=37.3)

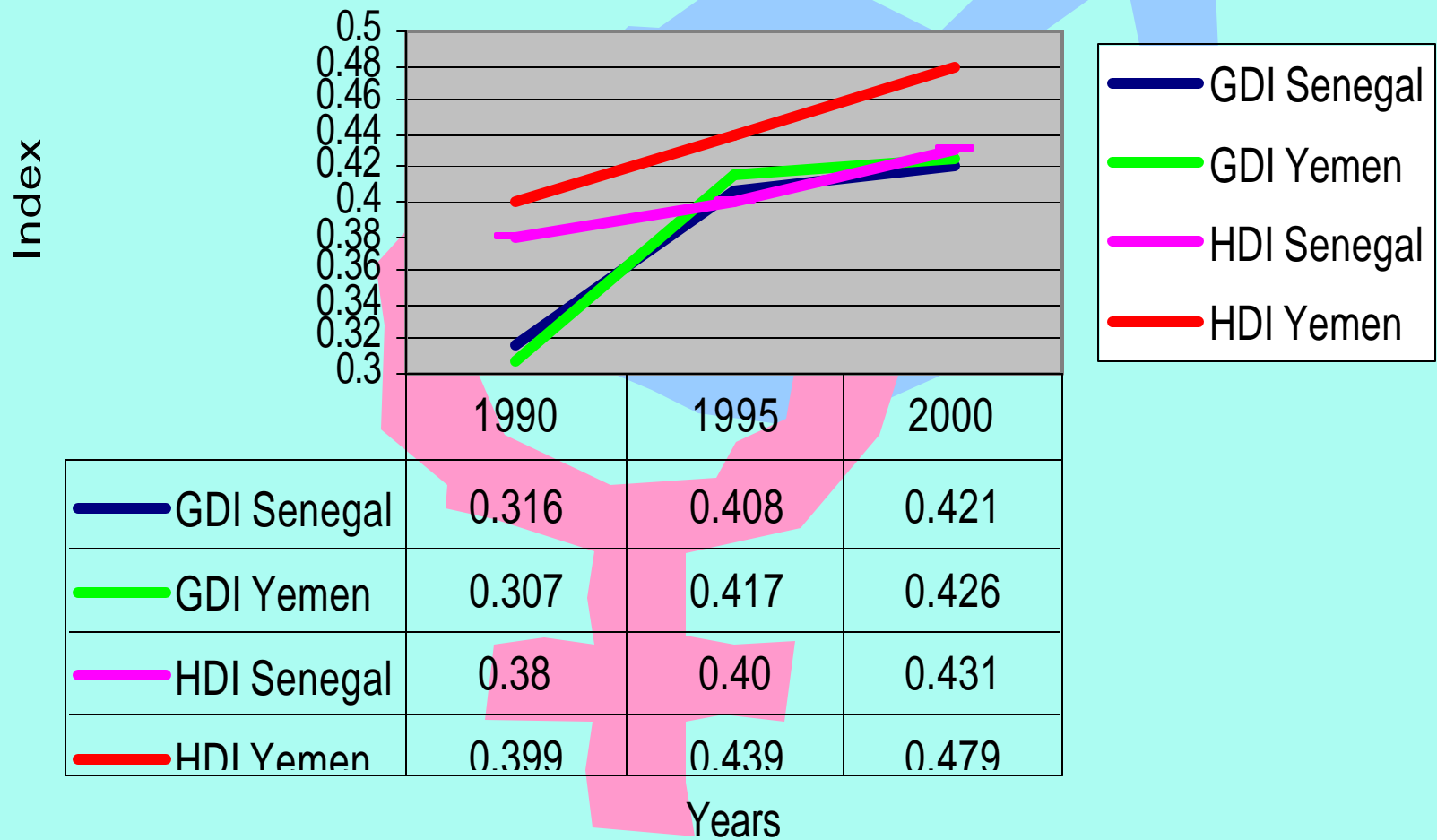
Evolution of HDI in both countries over a 10 yr period



GDI evolution in 10 years



Comparing HDI and GDI evolution



Summary information of gender development

In spite of higher econo. growth and expenditure on education in Yemen,

- Women literacy represents only 37.4% of men, while Sénégal = 58.4%.
- Female enrollment represents 58% that of men compared to Sénégal at 84%.

Summary information of gender development

Yemen's spending of seven times more on education than on health might have caused

- Maternal mortality to remain at a high level of 1,400 per 100K; Sénégal = 600.
- Fertility rates to remain flat at 7.6 per woman for the past 8 years, while Sénégal reduced its rate from 7 to 5.6.

Summary information of gender development

Yemen also

- Has almost no women representation in parliament and no female minister, while Sénégal has 19.2 and 15.2 respectively;
- Women show low participation (11%) in economic activity, and receive 30% of the income of men, while Sénégal shows 61% and 55% respectively.

Conclusions




- Yemen utilises its economic growth for human development, but with less emphasis on the gender dimension (especially on empowerment).
- Sénégal maintains a more balanced human development.

Recommendations

Yemen

- Yemen should adopt a more balanced approach to human development.
- Yemen should raise awareness among the population about the importance of girls' education.
- Yemen should facilitate and support a higher enrollment rate for girls.
- Yemen should extend its primary care facilities to the rural areas, with particular emphasis on maternal care.
- Yemen requires strong advocacy to build support for a role for women in public life

Recommendations Sénégal



- The recommendations for Yemen also apply to Sénégal, while recognising their greater advancement on empowerment.
- Sénégal needs to promote a more even income distribution.
- Sénégal should increase the promotion of women access to productive resources (micro-finance)

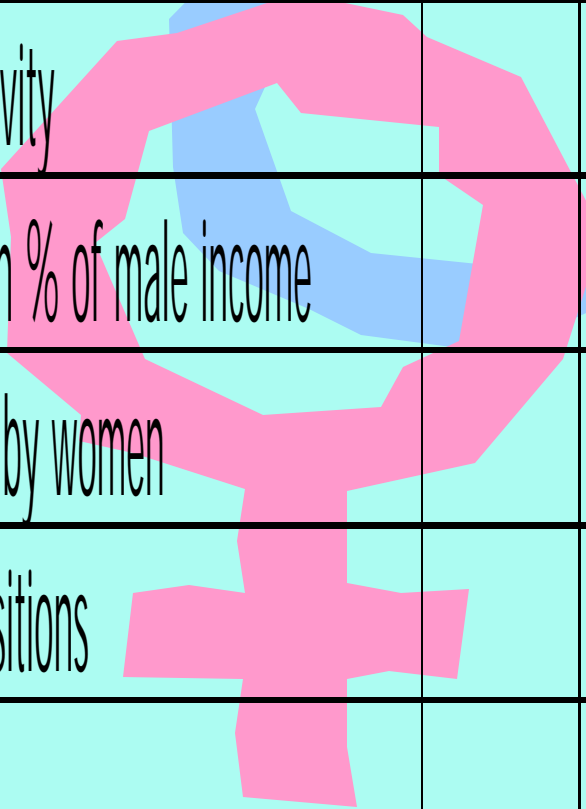


DISCUSSION

World Bank/Income Perspective	Senegal	Yemen
GDP in Bn US\$ from 1990 - 2000	4	9
GDP per capita	468	464
GDP per capita (PPP US\$)	1510	893
Growth	Senegal	Yemen
GDP growth annual rate between 1990 and 2000	0,9	2,3
Poverty measures	Senegal	Yemen
% of population living with < 1\$/day	26,3	15,7
% of population living with < 2\$/day	67,8	45,2
GINI	41,3	33,4
Expenditures	Senegal	Yemen
Debt service in % of GDP	5,2	2,6
Military expenditures in % of GDP	1,4	5,2
Education in % of GDP	3,7	7,0
Health in % of GDP	2,6	1,1
Total Education + Health in % of GDP	6,3	8,1

Human development perspective			
Human Development Index	1990	1995	2000
<i>Yemen</i>	0,399	0,439	0,479
<i>2000 vs. 1990</i>			120
<i>Senegal</i>	0,38	0,40	0,431
<i>2000 vs. 1990</i>			113
Human Poverty Index HPI-1		1997	2000
<i>Yemen</i>		49,2	41,8
<i>2000 vs. 1997</i>			85
<i>Senegal</i>		49,6	45,2
<i>2000 vs. 1997</i>			91
Gender Development Index	1992	1997	2000
<i>Yemen</i>	0,307	0,417	0,426
<i>2000 vs. 1992</i>			139
<i>Senegal</i>	0,316	0,408	0,421
<i>2000 vs. 1992</i>			133
Gender Empowerment Measure			
<i>Yemen</i>			n/a
<i>Senegal</i>			n/a

	Senegal			Yemen		
Education	1990	1990	2000	1975	1990	2000
Adult literacy rate, %			37,3			46,3
Male		40,5	47,3		50	67,3
Female		20,7	27,6		26,0	25,2
Female vs. Men		51,1 %	58,4 %		52,0 %	37,4 %
Net primary enrollment rates in %						
Total			61			59
Male			64			76
Female			54			44
% Female over Male			84			58



	Senegal			Yemen		
Empowerment	1970	1992	2000	1970	1992	2000
Women in % of economic activity			61			11
Income level Female income in % of male income			55,11 %			29,26 %
% of seats in parliament held by women			19,2			0,7
% of women in ministerial positions			15,2			0

	Senegal			Yemen		
Empowerment	1970	1992	2000	1970	1992	2000
Women in % of economic activity			61			11
Income level Female income in % of male income			55,11 %			29,26 %
% of seats in parliament held by women			19,2			0,7
% of women in ministerial positions			15,2			0